


# TIMER SWITCHES & MODULES



## Stainless Steel Timer Switch

AVBTS01 12-24V

AVBTS02 12-24V



Amber Valley are delighted to announce the launch of their new range of dual voltage multi setting stainless steel timer switches.

Specifically designed for the food delivery fleets, these timer switches have been hailed as a great improvement by many refrigerated body builders.

## Wiring Instructions

P1 = 12/24V IN (+)

P2 = 12/24V OUT (+)

P3 = Earth

P4 = Additional Switch (Optional)

LED should be illuminated when lights are off to show where the switch is in the dark.



The timer circuit can be overridden by pressing the LED switch to avoid wasting power.

No cut wires – time 10 seconds (ideal for testing unit)

Red wire cut – time 10 minutes

Yellow wire cut – time 20 minutes

Both wires cut – time 45 minutes



## AVBTS03

Slave switch for vehicles with more than one door. The timer circuit is controlled by the master switch.